

Agronomy 212 – Crop Growth, Productivity, and Management

Corn – Importance and Use

Importance

World Crop Production

Crop	Area Harvested	Production
	ha	Mt
	213,979,691	598,756,333
	152,039,526	604,032,205
	143,929,946	655,278,825
	87,594,253	201,569,445
	43,423,680	57,310,195

Annual Average 2002-2006

Value of U.S. Crops

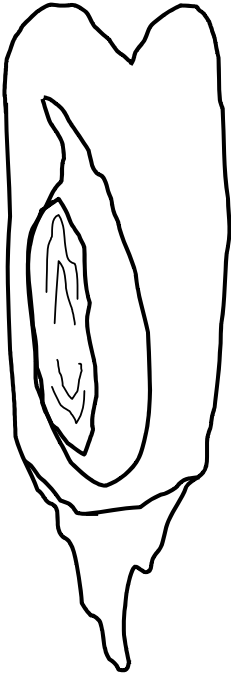
Ranking	Crop	Value (x 1,000)
1		\$25,155,294
2		\$17,624,878
3		\$12,529,513
4		\$7,149,650
5		\$5,003,713

Yearly Average 2002-2006

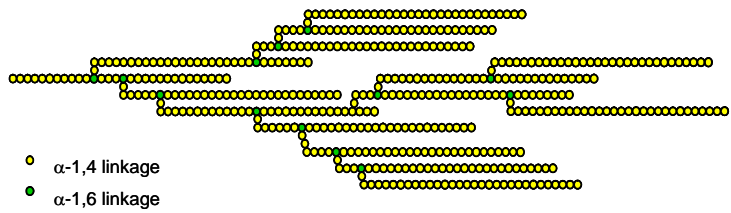

Source: National Agricultural Statistics Service

Corn Types

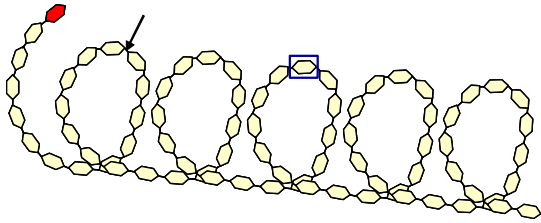
Corn Kernel



Amylopectin

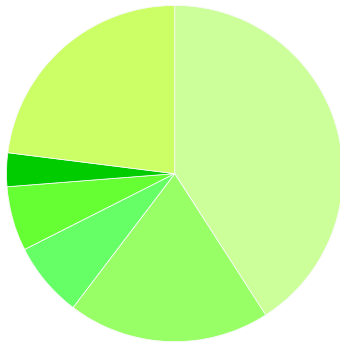


Amylose



Oil and Protein

World Production



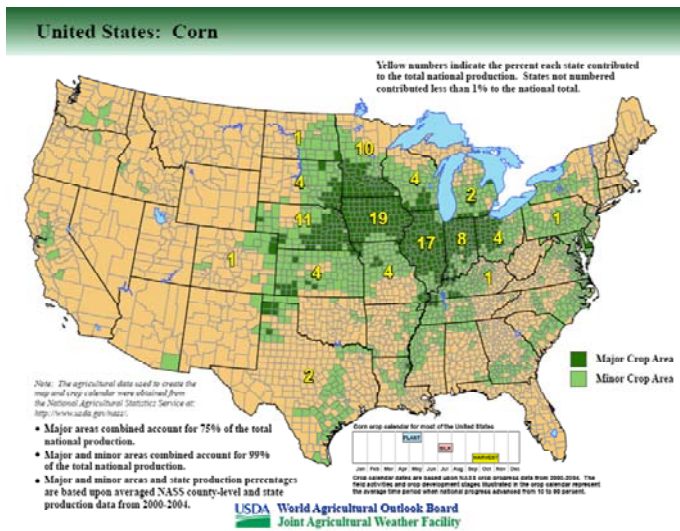
Average of 2002-2006
Source: National Agricultural Statistics Service

Exporters

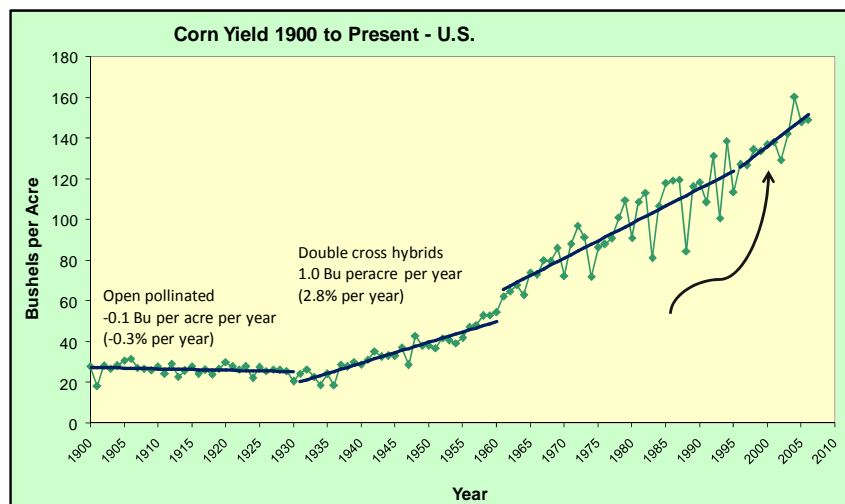
Country	Production 1,000 metric tons	Exports 1,000 metric tons	Market Share %	Percent of production %
United States	279,501	50,118		
Argentina	17,100	11,564		
China	128,495	6,290		
Brazil	39,567	3,359		
Ukraine	7,600	2,007		
South Africa	9,450	1,240		
Total	675,833	79,443		

Average 2004-2006
Source: USDA-NASS Agricultural Statistics

U.S. Production

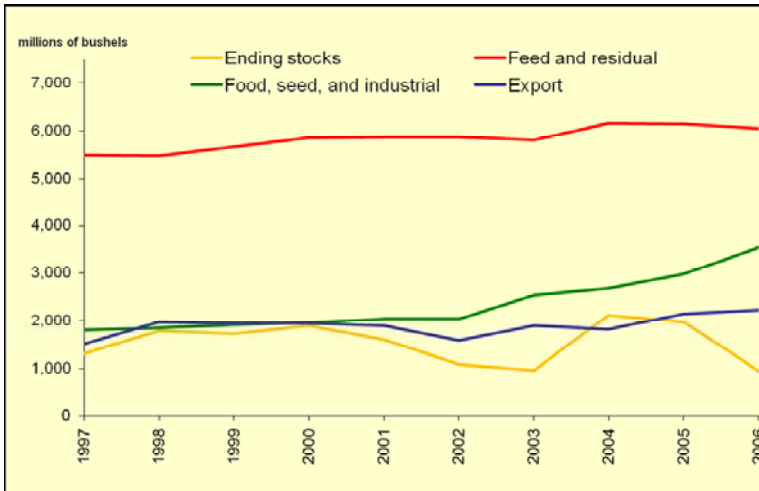


Corn Yield

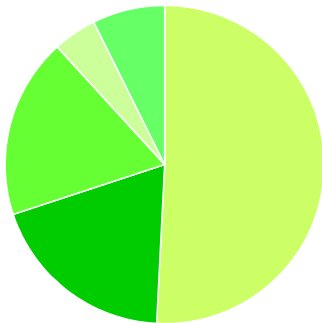


Source: National Agricultural Statistics Service

U.S. Corn Usage

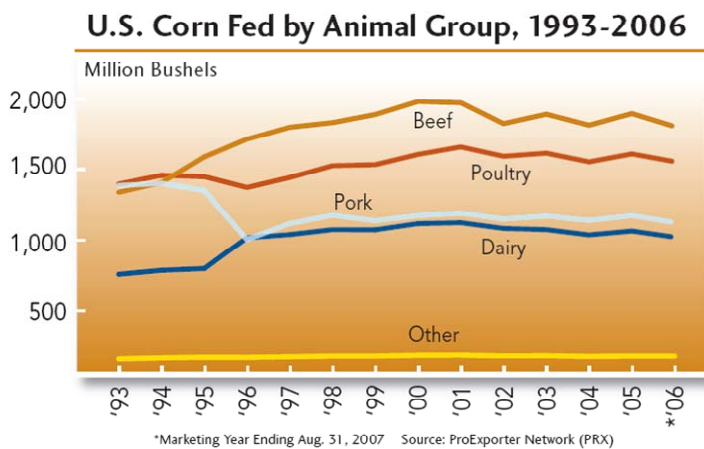


Estimates based on Marketing Year Beginning September 1. Source: USDA-NASS *Agricultural Statistics*.



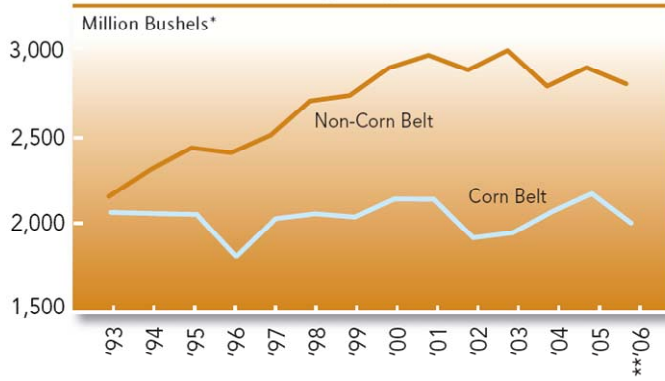
Estimates for marketing year ending August 31, 2007. Source: USDA, ERS, *Feed Outlook*, January 17, 2007.

Feed Use



*Marketing Year Ending Aug. 31, 2007. Source: ProExporter Network (PRX)

U.S. Corn Fed by Region, 1993-2006



* ProExporter Network estimates the equivalent of 189, 253, 329, 342, and 523 million bushels of corn fed to livestock was displaced by DDG, in the 02-03, 03-04, 04-05, 05-06, and 06-07 crop years, respectively.
**Marketing Year Ending Aug. 31, 2006 Source: ProExporter Network (PRX)

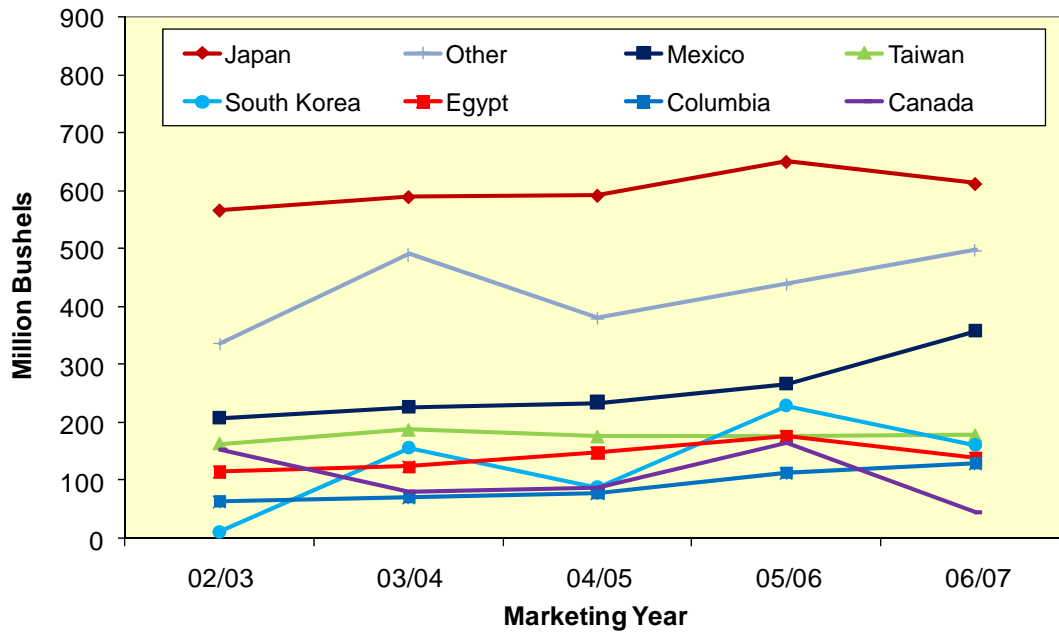
Food and Industrial Use

U.S. Corn Exports



Source: USDA-NASS Agricultural Statistics

U.S. Corn Customers



Source: USDA-NASS Agricultural Statistics